

# Tunnel Washing Machine type VTT



**One-stage or two-stage models available as standard.**

**Multi-stage models can be supplied on request.**

**Areas of use:**

- **Cleaning**
- **Degreasing**
- **Phosphatising**



Sales/producer:  
Viverk AB  
Olvägen 25  
SE-342 50 Vislanda, Sweden  
Phone +46 472 343 60  
e-mail [info@viverk.se](mailto:info@viverk.se)

Sales:  
Viverk AB  
Storängsvägen 26 A  
SE-184 32 Åkersberga, Sweden  
Phone +46 472 343 60  
e-mail [info@viverk.se](mailto:info@viverk.se)

[www.viverk.se](http://www.viverk.se)



## Experience

Viverk has 50 years of experience in manufacturing tunnel washing machines. As a purchaser you are welcome to share this experience!

### Choice of machine

Attention should be paid to the appearance and quantity of the items to be washed and to the processes prior to and after washing.

### Washing result

The washing result will be affected by the following factors:

- Pressure
- Flow
- Time
- Chemicals
- Temperature

### Environment

Equipment today is chosen with regard to work and process environment. It must be ergonomic, economic, ecological and efficient.

This has been taken into account in construction. The machines occupy only a small floor area, have a closed liquid system and are well insulated. Different types of handling systems.

### General

- all machines are intended for alkaline washing fluids
- CE-marked
- 1-year guarantee
- control voltage -24V/~220 V 50 Hz
- electrical equipment as per SS EN 60204-1
- operational and maintenance instructions in one paper copy and one CD.

## Functional description

The washing process takes place in different treatment rooms with safety zones equipped with either bristles or rubber strips to avoid mixing of the liquids used.

During washing the products are loaded/ suspended on the conveyor and are fed into the machine. The items to be washed are sprayed with a fixed ramp system with adjustable spray nozzles, which totally enclose the products and provide a full spray action, even from underneath. Conveyor speed up to 5 metres/minute.

The baths are heated with acid-resistant electrical elements. Sedimentation plates have been installed above the elements to prevent coating.

Each tank is fitted with a filter basket for filtering chips and particles. The machine can be equipped with a blowoff device or a water drying oven as the final stage

## Standard equipment

- stainless material on the inside
- machines designated (model) B = belt conveyor  
designated C = conveyor  
designated K = chain conveyor  
designated R = roller conveyor  
designated S = "step loaded" conveyor  
designated W = walking beam conveyor
- level regulation
- operator panel on multi-stage machines
- sedimentation plate above the electric elements
- spare cartridge for fast replacement of elements
- rotary slide valve on pump suction pipe
- prepared for oil separator

## Advantages

The pump pressure pipe has been increased one size to reduce pressure losses in the pipe and achieve maximum spray pressure across the spray nozzles.

High pressure and a fast flow provide a high mechanical washing power.

Low energy consumption. The machine is provided with extra walls, a guide plate, rubber strips and intermediate bottom to prevent the energy from being sucked out through the exhaustion tube.

The machine requires a minimum of service. The design makes it very easy to service and maintain.

The tank is fully accessible and is fitted with large filter baskets. Inspection hatches at each treatment station.

The suction side of the pump is fitted with a valve enabling the shaft seal to be replaced without having to drain the tank.

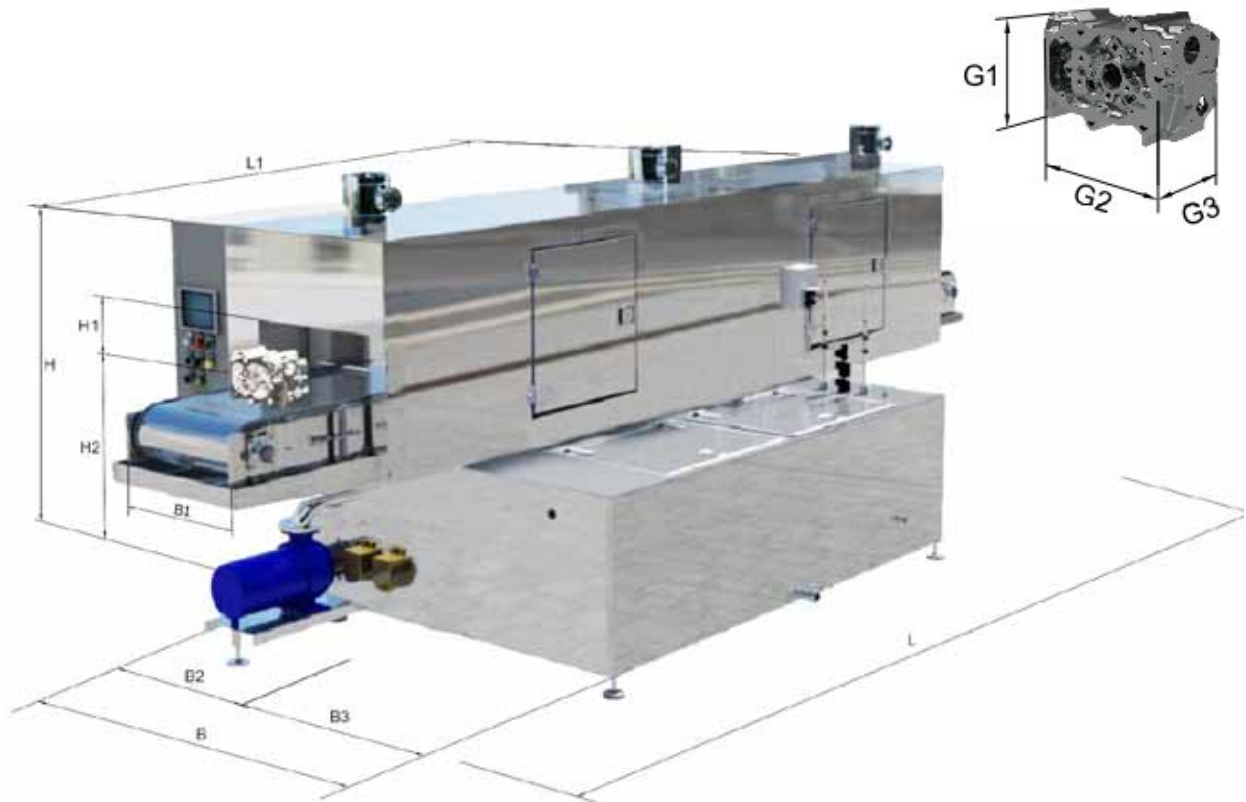
Steep gradients on the bottom of the machine enable it to be drained and cleaned easily.

Operator panel with fault diagnosis in plain text. Standard on two-stage machines, and optional on one-stage machines.



# One-stage machines

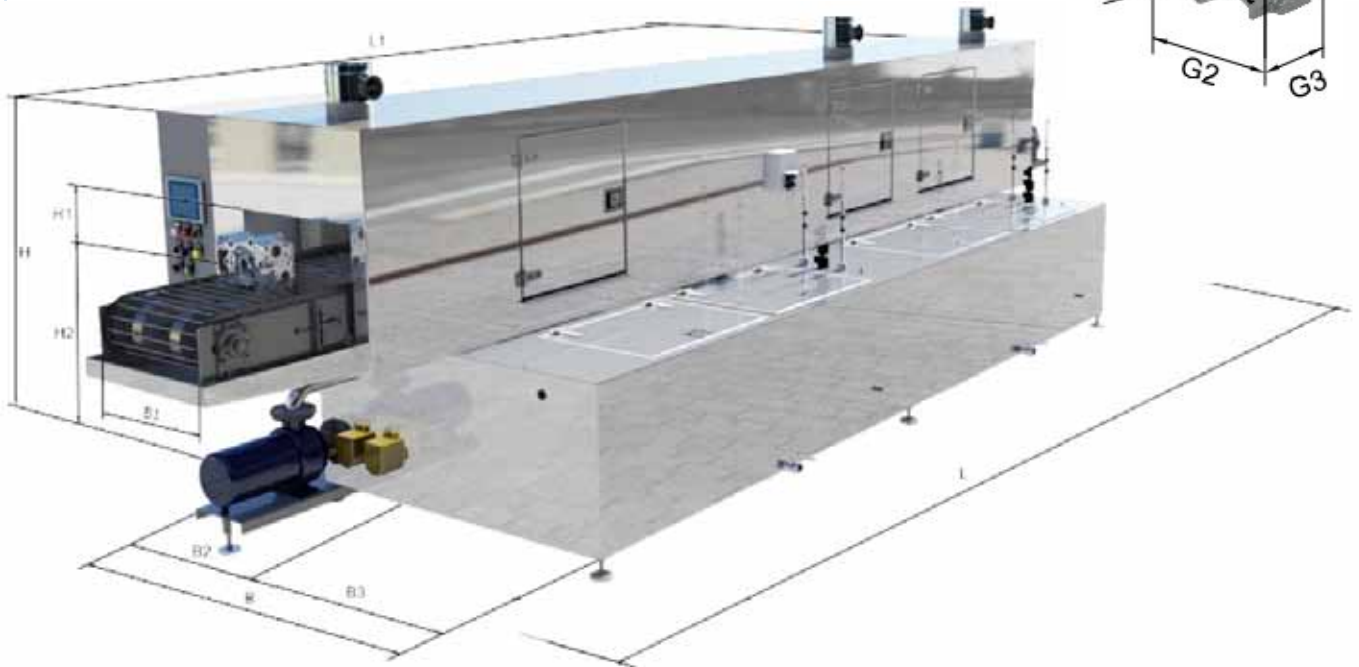
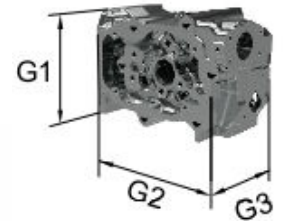
Max. material dimensions			
Model	G1	G2	G3
VTT-5-1-T	45	45	45
VTT-40-1-T	400	400	200
VTT-80-1-T	800	1200	330



Main measures in mm and weight of units											
Model	H	H1	H2	B	B1	B2	B3	L	L1	L2	Weight kg/m
VTT-5-1-T	1200	100	100	1000	100	320	680	1700	1200	1200	0,3
VTT-40-1-T	1500	220	920	1300	500	700	600	2900	2400	2400	50
VTT-80-1-T	1620	300	1000	2020	1100	1420	600	6900	3900	1900	800
Technical data											
		Tanks		Pumps							
		Heat. power kW	Tank volume litre	Capacity l/min	Pressure kPa						
Model	Electrical power kW	Tank 1	Tank 1	Tank 1	Tank 1	Capacity m/min					
VTT-5-1-T	12	9	230 + 160	110	450	0-1					
VTT-40-1-T	30	24	1500	350	450	0,3-1					
VTT-80-1-T	36	45	1500	350	300	0,3-1					

# Two-stage machines

Max. material dimensions			
Model	G1	G2	G3
VTT-5-2-T	45	45	45
VTT-40-2-T	400	400	200
VTT-80-2-T	800	1200	330



Main measures in mm and weight of units													
Model	H	H1	H2	B	B1	B2	B3	L	L1	L2	L3	L4	Weight kg/m
VTT-5-2-T	1200	100	100	1000	100	320	680	3400	1200	500	100	2900	0,3
VTT-40-2-T	1500	220	920	1300	500	700	600	5800	2400	500	2400	4800	50
VTT-80-2-T	1750	420	1080	1800	840	1200	600	8100	1250	1340	1250	5100	800
Technical data													
		Tanks				Pumps				Capacity m/min			
		Heat. power kW		Tank volume litre		Capacity l/min		Pressure kPa					
Model	Electrical power kW	Tank 1	Tank 2	Tank 1	Tank 2	Tank 1	Tank 2	Tank 1	Tank 2	Capacity m/min			
VTT-5-2-T	52	12	12	400	400	150	150	450	300	0,3-1			
VTT-40-2-T	60	24	24	1000	1000	350	350	450	300	0,3-1			
VTT-80-2-T	68	30	30	1000	1000	350	350	300	300	0,3-1			

# Conveyor system

Belt conveyor



Conveyor



Chain conveyor



Step-loaded conveyor



# Accessories

Level regulation



Dosage equipment



Oil separator



Particle filtering



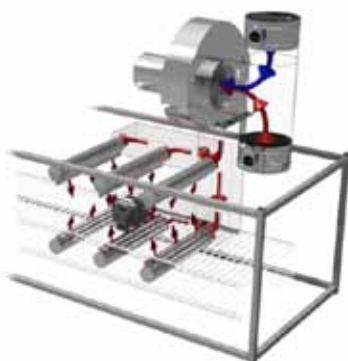
Cooling zone




Dehumidifier



Blowoff fan



Angled heaters



## References

A complete list of our references is to be found at [www.viverk.se](http://www.viverk.se).

Washing machine type VTT-3-T-special with high-pressure spraying and replaceable conveyor beam, for washing valve rocker arms. Supplied to Torsten Ullman AB, Kungsör, Sweden.

Tunnel washing machine type VTT-2-T for washing aluminium bumpers. Supplied to Hydro Raufoss Holland Us Inc., USA.

Tunnel washing machine type VTT-2-T for washing motor saw cylinders. Supplied to Husqvarna AB, Huskvarna, Sweden.

Tunnel washing machine type VTT-2-B with pneumatic and ejection pusher for washing oil pans. Supplied to Metallfabriken Ljunghäll AB, Södra Vi, Sweden.

Tunnel washing machine type VTT-2-C for washing pumps before painting. Supplied to ITT Flygt AB, Emmaboda, Sweden.

Tunnel washing machine type VTT-40-20-B with blow-off zon for washing of motor details. Supplied to BN-teknik AB, Eksjö, Sweden.

Wax machine type VTT-570-K2-VAX-UG. sold by ABB Automation Technologies AB, Olofström, final customer Finnveden Metal Structures, Olofström, Sweden.

Tunnel washing machine type VTT-3-T-sp with internal washing lance for washing of rear axles. Supplied to Ferruform AB, Luleå, Sweden.



Sales/producer:  
Viverk AB  
Olvägen 25  
SE-342 50 Vislanda, Sweden  
Phone +46 472 343 60  
e-mail [info@viverk.se](mailto:info@viverk.se)

Sales:  
Viverk AB  
Storängsvägen 26 A  
SE-184 32 Åkersberga, Sweden  
Phone +46 472 343 60  
e-mail [info@viverk.se](mailto:info@viverk.se)

[www.viverk.se](http://www.viverk.se)

